

IN WINE
there is wisdom

IN BEER
there is strength

IN WATER
there is Bacteria

Expanding your risk management toolbox - on- farm tools for water quality and pathogen monitoring (GF2 0251 FCO-HMGA)

FCO Research Conference
February 1, 2017



Objective:


- Develop **PRACTICAL** methods that growers can use to:
 - Track microbial water quality – **manage RISK**
 - Monitor water **treatment system performance**
 - Proactively manage water quality throughout the **whole production system**

Concerns for Greenhouse Flower Growers


- Plant pathogens going into production areas from fresh or **recycled** water
- Treatment system performance

Concerns for Vegetable & Herb Growers

- **Food safety** in production and processing
- **Regulations**
- Plant pathogens going back onto cropland



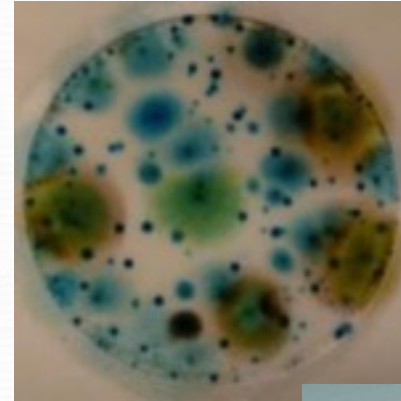
3M Petrifilms



**General water quality:
Total aerobic bacteria**

Tools for fungal plant pathogens

- 3M Petrifilm Yeast & Mold
- Standard plating methods
- Sani-Check dipslides
- AgDia test strips
- DNA Multiscan (UofG Lab Services)



DNA Multiscan testing

Site code	F2
Crop	Cut mixed
System	Recirculating
Treatment	UV


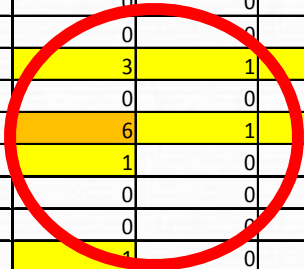
Untreated recirc. water

Treated water

DNA Multiscan scores

		Leach or Runoff water - untreated				
Sample Code		F2-3	F2-3	F2-3	F2-3	F2-3
Sample Name		Cistern 1	Cistern 1	Cistern 1	Cistern 1	Cistern 1
Sampling Date		14-May-12	5-Jun-12	5-Jul-12	1-Aug-12	15-Aug-12
Target Organism	Botrytis cinerea	1	0	0	0	0
	Fusarium oxysporum	1	0	0	1	1
	F. solani	1	0	0	1	1
	Phytophthora sp.	1	0	0	1	0
	P. cactorum	0	0	0	0	0
	P. capsici	0	0	0	0	0
	P. cinnamomi	0	0	0	0	0
	P. cryplogea	0	0	0	0	0
	P. drechsleri	0	0	0	0	0
	P. fragariae	0	0	0	0	0
	P. infestans	0	0	0	0	0
	P. nicotianae	0	0	0	0	0
	Pythium sp.	3	1	1	1	1
	P. aphanidermatum	0	0	0	0	0
	P. dissotocum	6	1	2	3	3
	P. irregulare	1	0	0	0	0
	P. polymastum	0	0	0	0	0
	P. sylvaticum	0	0	0	0	0
	P. ultimum	1	0	0	0	0
	Rhizoctonia solani	0	0	0	0	0
	Sclerotinia sp.	0	0	0	0	0
	Thielaviopsis basicola	0	0	0	0	0
	Verticillium albo-atrum	0	0	0	0	0
	Verticillium dahliae	0	0	0	0	0
	V. dahliae (ver longisporum)	0	0	0	0	0

		Treated				
Sample Code		F2-4	F2-4	F2-4	F2-4	F2-4
Sample Name		Cistern 2	Cistern 2	Cistern 2	Cistern 2	Cistern 2
Sampling Date		14-May-12	5-Jun-12	5-Jul-12	1-Aug-12	15-Aug-12
Target Organism	Botrytis cinerea	1	1	0	0	0
	Fusarium oxysporum	0	1	1	1	0
	F. solani	1	1	1	1	1
	Phytophthora sp.	2	0	0	0	0
	P. cactorum	0	0	0	0	0
	P. capsici	0	0	0	0	0
	P. cinnamomi	0	0	0	0	0
	P. cryplogea	0	0	0	0	0
	P. drechsleri	0	0	0	0	0
	P. fragariae	0	0	0	0	0
	P. infestans	0	0	0	0	0
	P. nicotianae	0	0	0	0	0
	Pythium sp.	4	3	1	1	0
	P. aphanidermatum	0	0	0	0	0
	P. dissotocum	6	8	1	1	0
	P. irregulare	0	0	0	0	0
	P. polymastum	0	1	0	0	0
	P. sylvaticum	0	0	0	0	0
	P. ultimum	0	0	0	0	0
	Rhizoctonia solani	0	0	0	0	0
	Sclerotinia sp.	0	0	0	0	0
	Thielaviopsis basicola	0	0	0	0	0
	Verticillium albo-atrum	0	0	0	0	0
	Verticillium dahliae	0	0	0	0	0
	V. dahliae (ver longisporum)	0	0	0	0	0



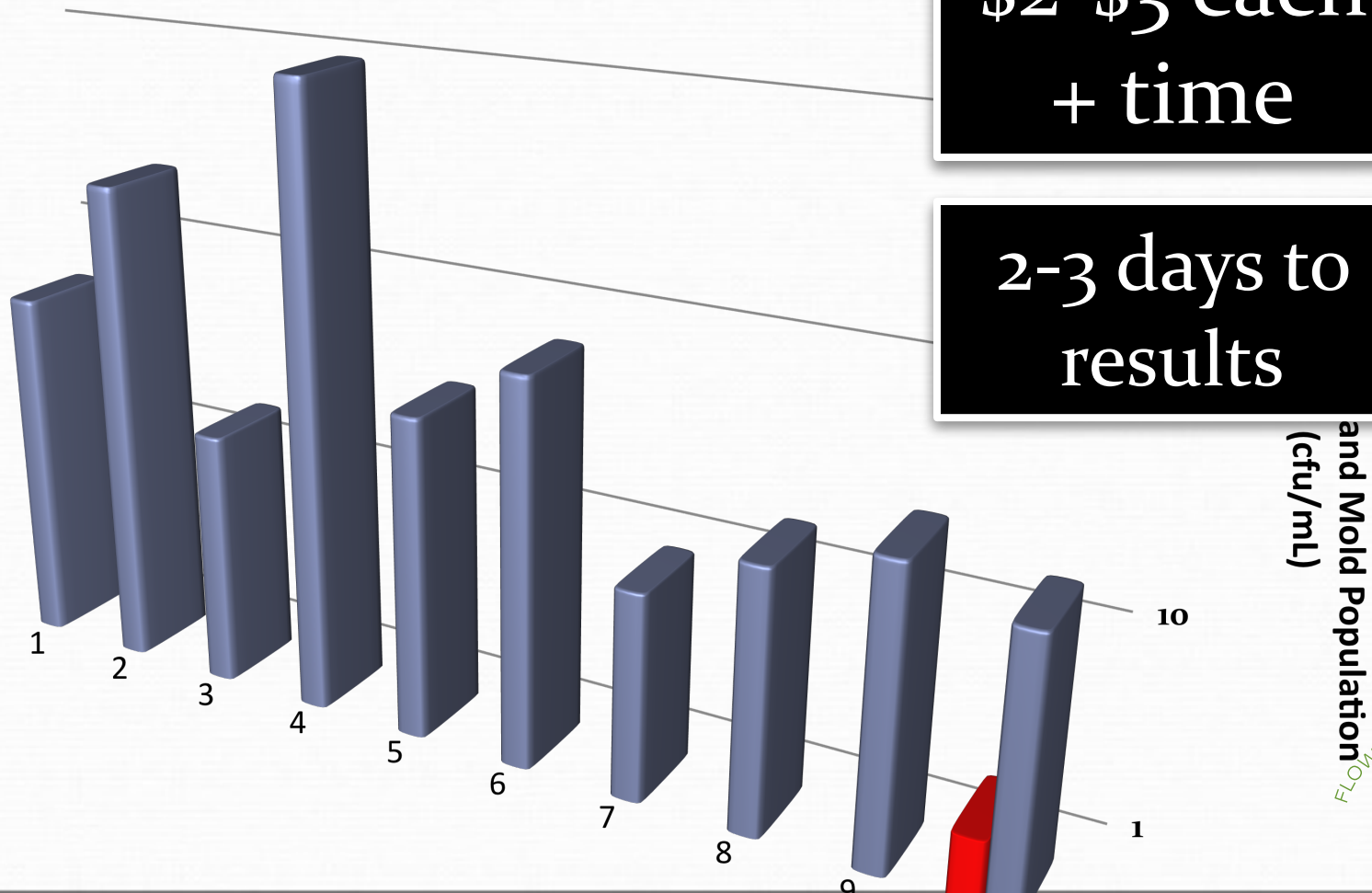
2 weeks for results

Plant pathogen removal by woodchip bioreactor – DNA Multiscan testing

Target Organism	Untreated Sump Water							Woodchip Bioreactor Treated						
	22 May 12	5 June 12	5 July 12	1 Aug 12	15 Aug 12	12 June 13	5 Sept 13	22 May 12	5 June 12	5 July 12	1 Aug 12	15 Aug 12	12 June 13	5 Sept 13
Botrytis	2	3	1	0	1	0	0	0	0	0	0	0	0	0
Fusarium	0	1	1	1	2	1	1	0	0	0	0	0	0	1
Phytophthora	0	1	0	0	0	1	0	0	0	0	0	0	1	0
Pythium	0	5	4	5	3	10	1	0	0	0	0	0	1	0
Rhizoctonia	0	0	0	0	0	0	0	0	0	0	0	0	0	0
Olpidium	0	0	0	0	0	0	0	0	0	0	0	0	0	0
Sclerotinia	0	0	0	0	0	0	0	0	0	0	0	0	0	0
Thielaviopsis	0	0	0	0	0	0	0	0	0	0	0	0	0	0
Verticillium	0	0	0	0	0	0	0	0	0	0	0	0	0	0

\$175-\$225 each

3M Petrifilm for yeast & mold



Project Cooperators

Cooperator	Crops	Irrigation systems	Recirc ?	treatment
Greenhouses (7)	<input type="checkbox"/> Cut <input type="checkbox"/> Potted <input type="checkbox"/> Bedding <input type="checkbox"/> Vegetable	<input type="checkbox"/> Flood • floor, • trough, • Dutch tray <input type="checkbox"/> Drip <input type="checkbox"/> Overhead	YES	<input type="checkbox"/> UV (5) <input type="checkbox"/> Cloth filter(7) <input type="checkbox"/> Peroxide (2) <input type="checkbox"/> Copper <input type="checkbox"/> Chlorine dioxide <input type="checkbox"/> ECA <input type="checkbox"/> Ozone <input type="checkbox"/> Woodchip Bioreactor <input type="checkbox"/> Constructed wetland
Vegetable growers/ Washers (8)	<input type="checkbox"/> Carrots, beets, parsnips <input type="checkbox"/> Greens <input type="checkbox"/> Asian veg	<input type="checkbox"/> Overhead irrigation <input type="checkbox"/> Wide range of washing systems	Some	Nothing to everything!

Results -

Toolbox for Microbial water quality assessment

- **3M Petrifilms** - a measure of RISK
 - **Total yeast & mold** – risk of fungal pathogens
 - **Total aerobic plate count** (bacterial) – general water quality; risk of biofilm development in pipes and drippers
 - ***E.coli* and total coliforms** (only if food safety is a concern)

- **DNA multiscan** – identifies WHAT is there

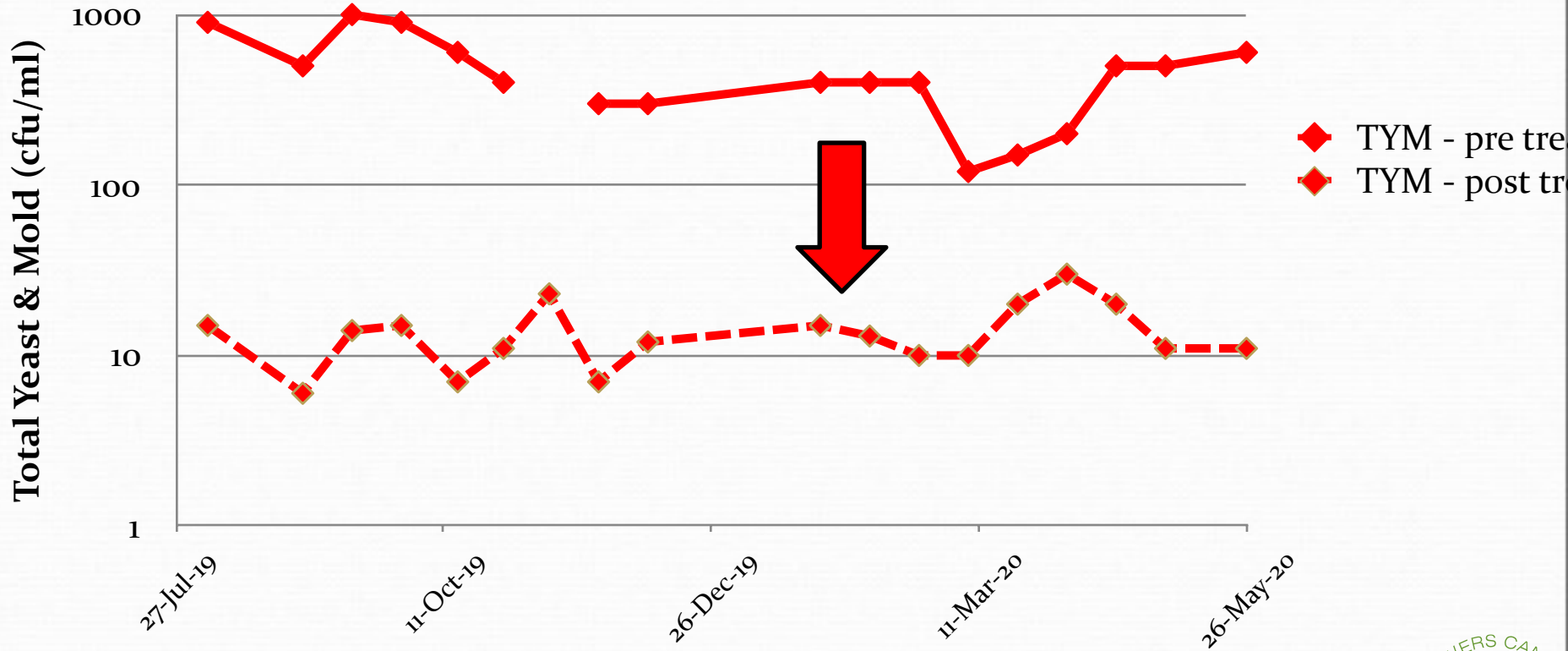
Results -

Baseline microbial water quality data (2 years)

- **treatment system performance and general water management**
 - 7 greenhouse systems
 - 8 vegetable production and processing systems
- >3000 Petrifilm analyses!!

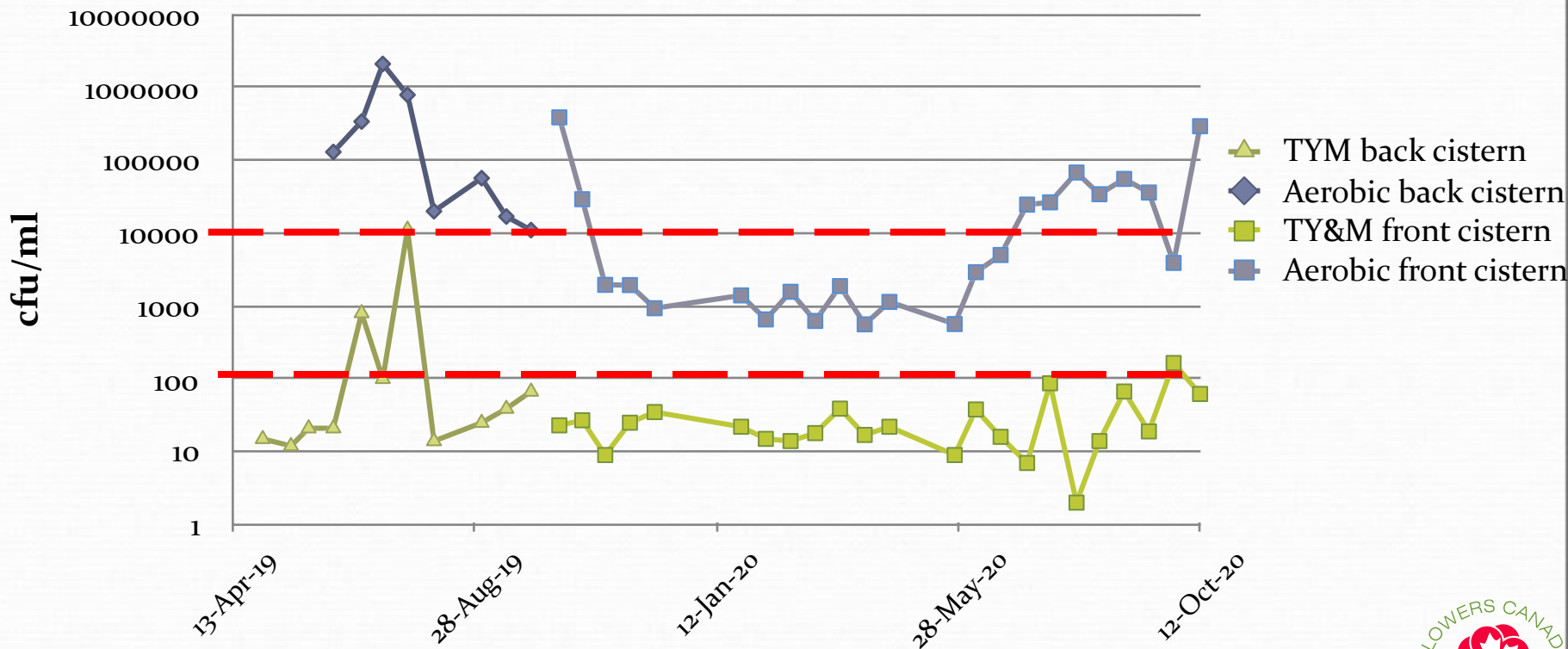
Typical results: treatment system performance

ECA treatment



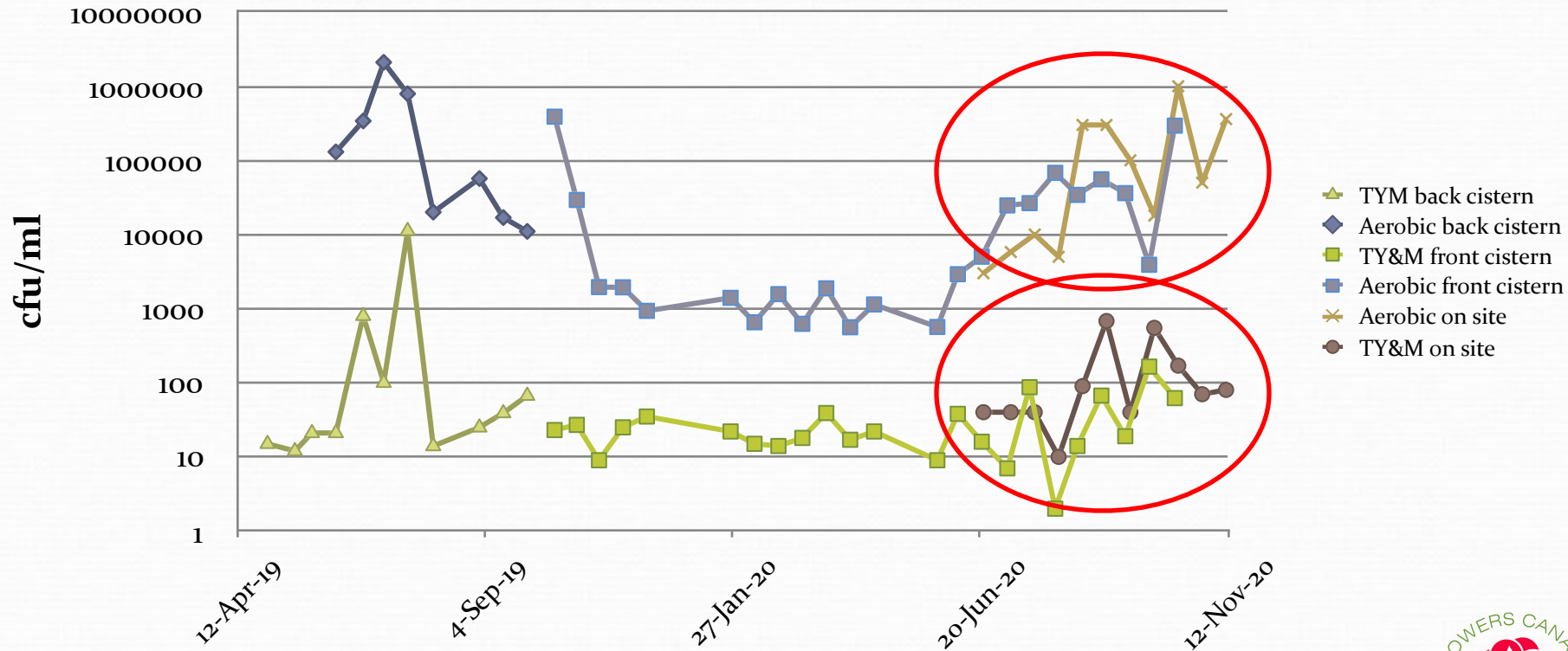
Typical results: changes over season and management

Fresh water cisterns

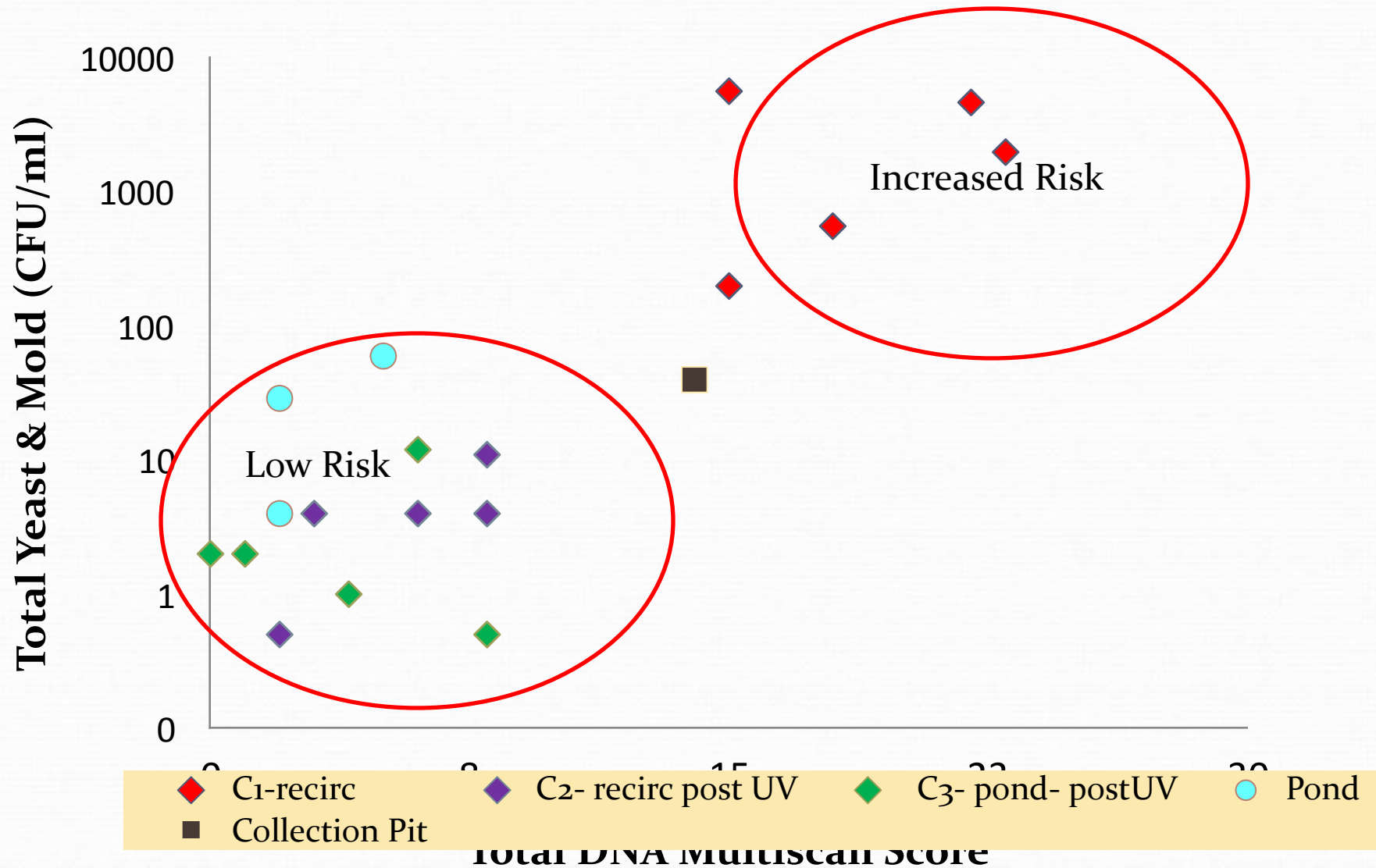


On-site comparisons

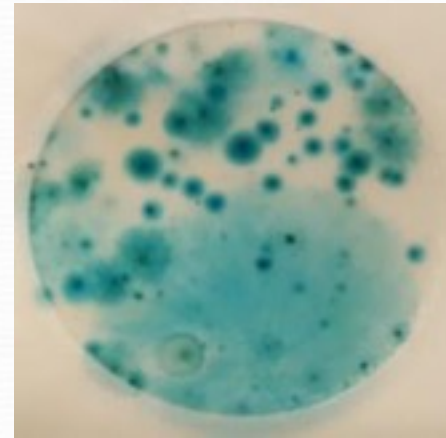
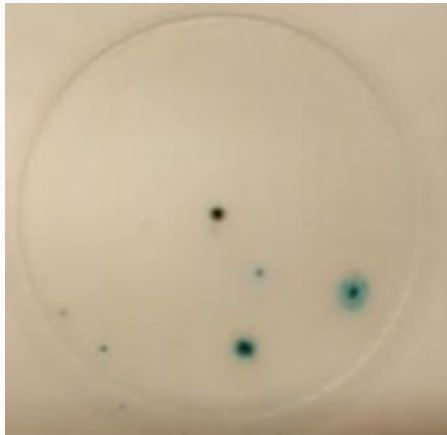
Fresh water cistern



Implications for growers



RISK Determination



- Low counts
- Consistent results
- Treatment system OK
- Scouting looks OK
- Track changes in levels with water sources changes (e.g. pond vs roof)

- High counts
- Inconsistent results
- Unusual spikes in data
- Send for DNA multiscan?
- Extra scouting for issues?
- Check/maintain treatment equipment?
- Clean tanks, including feed tanks

Equipment alternatives



OR



OR



\$159 at [Amazon.ca](https://www.amazon.ca)



\$373 at [Amazon.com](https://www.amazon.com)



OR Room temperature
for Aerobic and Y&M

Other parameters

- Test strips/meters for sanitizer residuals and other chemicals
 - **peroxide**
 - **chlorine – free & total**
 - **chlorine dioxide**

- **pH**
- **ammonia**
- **nitrate**
- **phosphate**

Next Steps

- **Workshops – February:**
 - Niagara area
 - Holland Marsh area
- **Ordering supplies and equipment through FCO**
 - SOON please!!!!
- **Contact us:**
 - Ann Huber, SRG; ahuber@srgresearch.ca
 - Jeanine West, FCO; jeanine@fco.ca

Acknowledgements

- Flowers Canada (Ontario) Inc.,
- Holland Marsh Growers Association & LSGBCUF project,
- Steering Committee Members, and
- Our Growers!!

This project was funded in part through *Growing Forward 2 (GF2)*, a federal-provincial-territorial-initiative. The Agricultural Adaptation Council assists in the delivery of *GF2* in Ontario.